

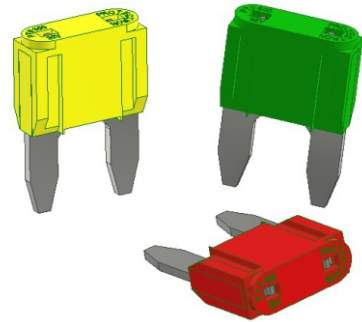


DESCRIPTION: MINI BLADE FUSE, RoHS

PART NO: PTF 300 In



RoHS



MATERIAL AND FINISH

MATERIAL	:	NYLON (PA66)
FLAMMABILITY	:	UL94V-2
CONTACT MATERIAL	:	ZINC ELEMENT, TIN PLATING

ELECTRICAL PARAMETERS:

VOLTAGE RATING	:	32V DC OR LESS
INTERRUPTING RATING	:	1000A @ 32VDC

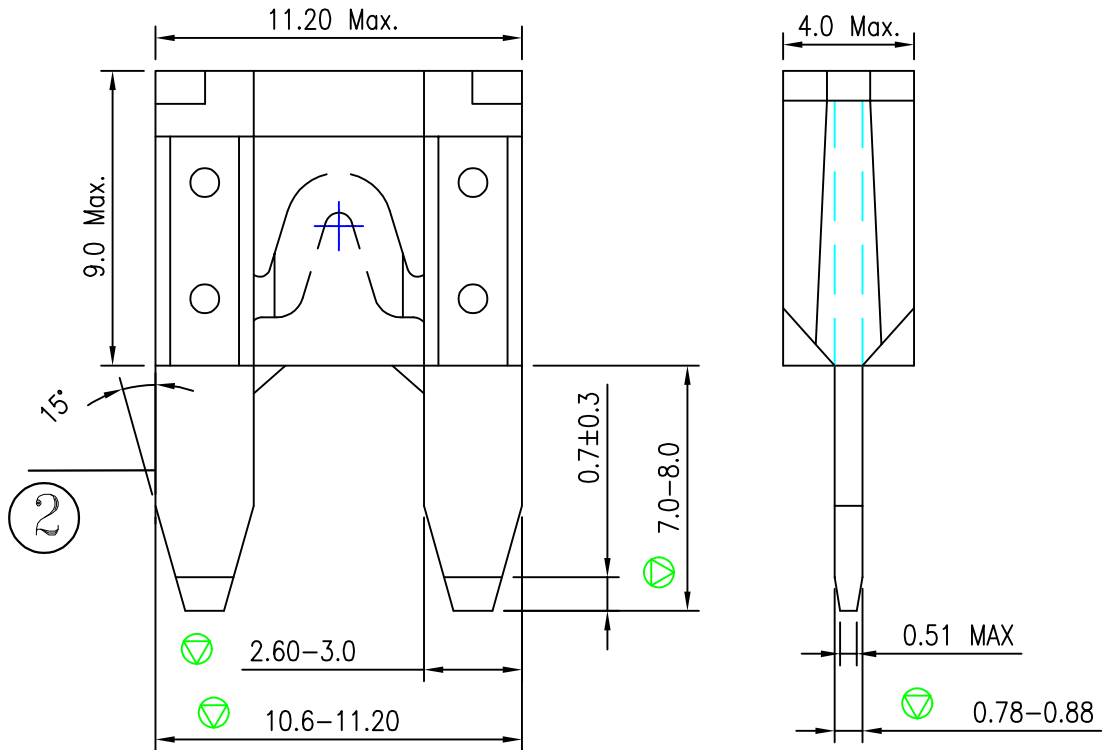
ENVIRONMENTAL DATA:

TEMPERATURE RANGE	:	-40°C TO +125°C
-------------------	---	-----------------



DESCRIPTION: MINI BLADE FUSE, RoHS

PART NO: PTF 300 In



DESIGN STANDARDS :

- 1. UL-275A STANDARD FOR AUTIOMOTIVE BLADE TYPE FUSES.
- RATED VOLTAGE : DC 32V OR LESS
- INTERRUPTING RATING : 1000A @ 32VDC
- OPERATING TEMPERATURE : -40°C TO +125°C(Sn PLATED)
- UL RECOGNIZED FOR TIN : FILE NO.E228912
- COMPLIES WITH : SAE J2077, ISO 8820-3

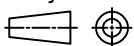
MARKINGS ON THE FUSE SHOULD BE AS FOLLOWS:-

'AMPERAGE', 'VOLTAGE RATING' AND 'PROTECTRON' (MANUFACTURER)

NOTE:-

- 1. CRITICAL DIMENSIONS.
- 2. ACCEPTABLE BURR LEVEL AT MATING AREA : 0.02mm
- 3. INSERTION FORCE : MAX. 2.5KG, WITH MATING PART SLOT WIDTH RANGES FROM 0.8-1.1mm
- 4. XX-CURRENT RATING.

Projection:



Scale: NTS

Sht. Size: A4

Gen. Tol.:±0.25mm

ALL DIMENSIONS ARE IN MM.
IF UNLESS OTHERWISE SPECIFIED.

DESCRIPTION: MINI BLADE FUSE, RoHS

PART NO: PTF 300 In

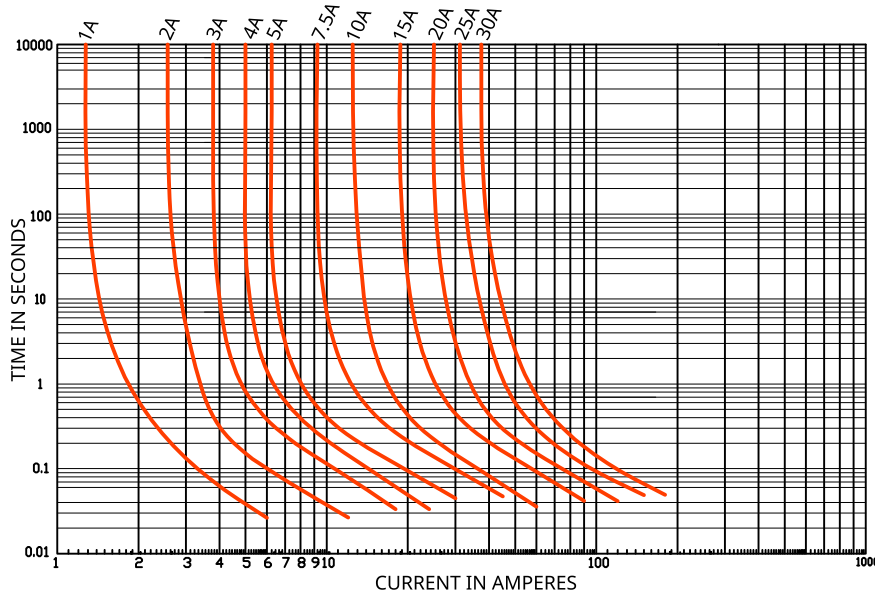
In = NOMINAL CURRENT(2A TO 30A)

CURRENT RATING	BODY COLOUR	PART NO.	PLATING SPEC.	I ² t VALUE(A ² s) (TYP)
2A	GREY	PTF 300 2A	TIN	2.6
3A	VIOLET	PTF 300 3A	TIN	08
4A	PINK	PTF 300 4A	TIN	16
5A	TAN	PTF 300 5A	TIN	23.195
7.5A	BROWN	PTF 300 7.5A	TIN	65
10A	RED	PTF 300 10A	TIN	105.41
15A	BLUE	PTF 300 15A	TIN	276.04
20A	YELLOW	PTF 300 20A	TIN	361
25A	NATURAL	PTF 300 25A	TIN	600
30A	GREEN	PTF 300 30A	TIN	1073

NOTE: THE ABOVE MENTIONED I²t VALUES ARE TYPICAL

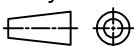
ELECTRICAL CHARACTERISTICS:-

% OF AMPERE RATING	AMPERE RATING	OPENING TIME
110%	3-30Amp	100 Hours Min.
135%	3-30Amp	750msec. Min.; 600sec. Max.
160%	3-30Amp	250msec. Min.; 50sec. Max.
200%	3-30Amp	150msec. Min.; 5sec. Max.
350%	3-30Amp	80msec. Min.; 500msec. Max.
600%	3-30Amp	30msec. Min; 100msec. Max.



TIME-CURRENT CHARACTERISTICS CURVES

Projection:



Scale: NTS

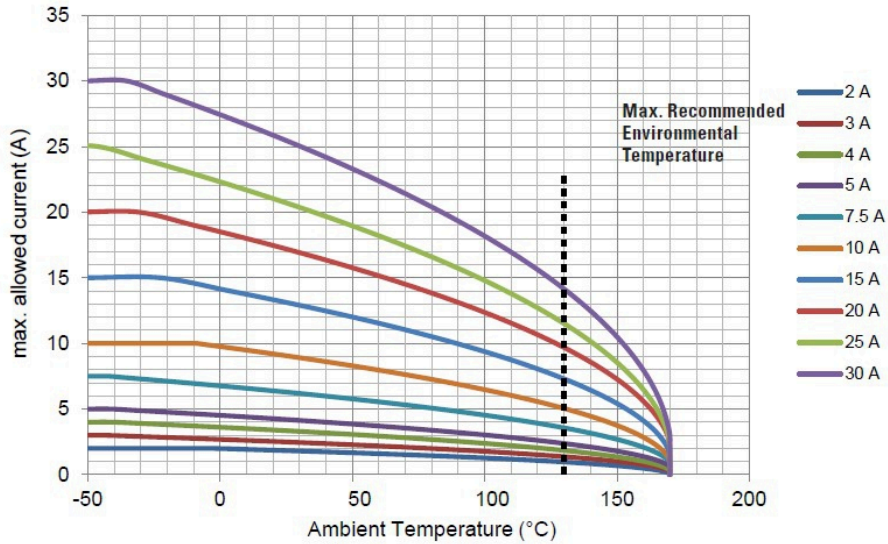
Sht. Size: A4

Gen. Tol.: ±0.25mm

ALL DIMENSIONS ARE IN MM.
IF UNLESS OTHERWISE SPECIFIED.

DESCRIPTION: MINI BLADE FUSE, RoHS

PART NO: PTF 300 In

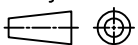


TEMPERATURE DERATING CURVE

MAX. ALLOWED CURRENT (A) AT AMBIENT TEMPERATURE (TYPICAL DERATING)								
	-40°C	-20°C	0°C	20°C	40°C	60°C	80°C	100°C
2A	2	2	2	1.9	1.7	1.6	1.4	1.3
3A	3	2.8	2.7	2.5	2.4	2.2	2.0	1.8
4A	4	3.8	3.6	3.4	3.2	2.9	2.7	2.4
5A	5	4.8	4.5	4.3	4.0	3.7	3.4	3.0
7.5A	7.5	7.1	6.8	6.4	6.0	5.5	5.1	4.5
10A	10	10	9.8	9.2	8.6	8.0	7.3	6.5
15A	15	15	14	13	12	12	11	9.0
20A	20	19	18	17	16	15	14	12
25A	25	24	22	21	20	18	17	15
30A	30	29	27	26	24	22	20	18

TEMPERATURE TABLE

Projection:



Scale: NTS

Sht. Size: A4

Gen. Tol.: ±0.25mm

ALL DIMENSIONS ARE IN MM.
IF UNLESS OTHERWISE SPECIFIED.