

DESCRIPTION : 5 x 20mm, CERAMIC CARTRIDGE TIME DELAY FUSE **PART NO:** PSTC In

APPROVALS:



- SPECIFICATIONS** : IEC 60127-2, SHEET-V
- RATED VOLTAGE** : 250 V, AC
- BREAKING CAPACITY** : 35 A OR 10 In WHICHEVER IS GREATER WHEN TESTED WITH AC CURRENT
- CAP** : BRASS, NICKEL PLATED
- BODY** : CERAMIC BODY

MARKINGS ON THE FUSE CAP SHOULD BE AS FOLLOWS:-

TYPE OF FUSE (T), FUSE RATING, RATED VOLTAGE (250V), BREAKING CAPACITY (H) & COMPANY'S IDENTIFICATION

CERTIFICATIONS:

UL APPROVAL-100mA TO 6.3A, 8A AND 10A

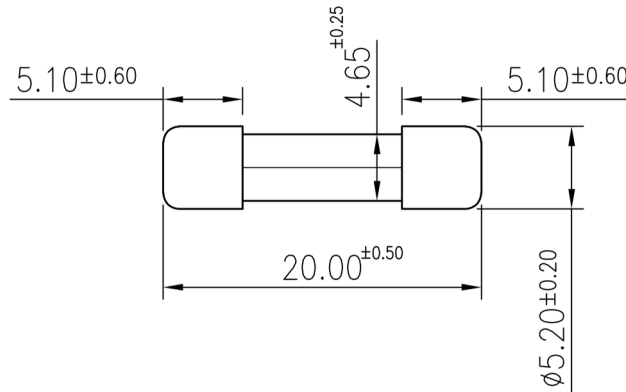
UL CERTIFICATE NUMBER : 20150106-E228912

ADDITIONAL TEST(FOR<10A) AT 1.5In SHALL NOT FUSE WITHIN 1HOUR

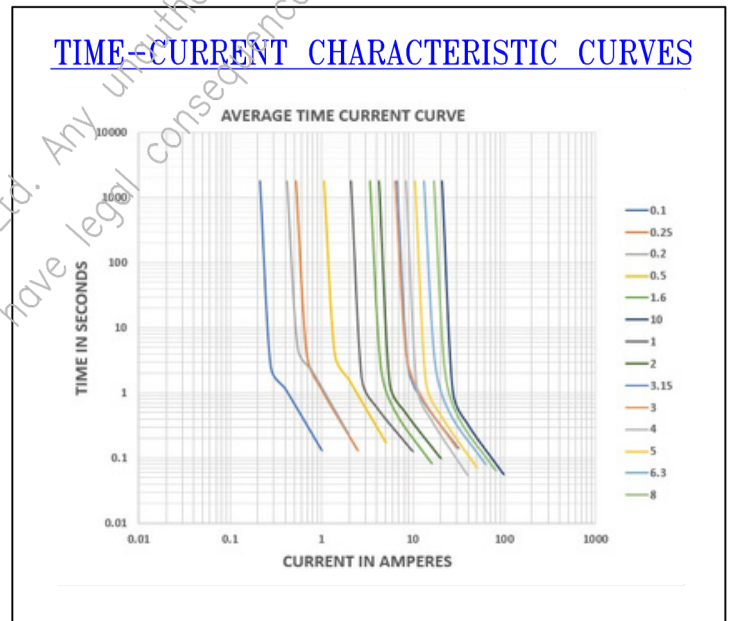
NOMINAL CURRENT (In)	2.1 In MAX.	2.75 In		4 In		10 In	
		MIN.	MAX.	MIN.	MAX.	MIN.	MAX.
0.1A TO 0.8A	30 MINUTES	250 mSec	80 Sec	50 mSec	5 Sec	5 mSec	150 mSec
>0.8A TO 3.15A	30 MINUTES	750 mSec	80 Sec	95 mSec	5 Sec	10 mSec	150 mSec
>3.15A	30 MINUTES	750 mSec	80 Sec	150 mSec	5 Sec	10 mSec	150 mSec
8 & 10A	30 MINUTES	750 mSec	80 Sec	150 mSec	5 Sec	10 mSec	150 mSec
>10A	30 MINUTES	1 Sec	80 Sec	150 mSec	5 Sec	20 mSec	100 mSec



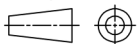
DESCRIPTION : 5 x 20mm, CERAMIC CARTRIDGE TIME DELAY FUSE **PART NO:** PSTC In



SL.NO	PEPL PART NUMBER	NOMINAL CURRENT RANGE (In)	VOLTAGE DROP DC (mV Max.)
1	PSTC 0.1A	100 mA	2500
2	PSTC 0.125A	125 mA	2000
3	PSTC 0.16A	160 mA	1900
4	PSTC 0.2A	200 mA	1500
5	PSTC 0.25A	250 mA	1300
6	PSTC 0.315A	315 mA	1100
7	PSTC 0.4A	400 mA	1000
8	PSTC 0.5A	500 mA	900
9	PSTC 0.63A	630 mA	300
10	PSTC 0.8A	800 mA	250
11	PSTC 1A	1 A	250
12	PSTC 1.25A	1.25 A	250
13	PST 1.4A	1.4 A	200
14	PST 1.5A	1.5 A	200
15	PST 1.6A	1.6 A	200
16	PSTC 2A	2 A	190
17	PSTC 2.5A	2.5 A	180
18	PSTC 3A	3 A	140
19	PSTC 3.15A	3.15 A	140
20	PSTC 4A	4 A	100
21	PSTC 5A	5 A	100
22	PSTC 6.3A	6.3 A	100
23	PSTC 7A	7 A	100
24	PSTC 8A	8 A	100
25	PSTC 10A	>10 A	100



Projection:



Scale: NTS

Sht. Size: A4

Gen. Tol.: ±0.1mm
±0.2°

ALL DIMENSIONS ARE IN MM.
IF UNLESS OTHERWISE SPECIFIED.