



DESCRIPTION : 5.2 x 20mm, CERAMIC BODY FAST ACTING FUSE

PART NO: PSFC In

APPROVALS:



SPECIFICATIONS

: IEC 60127-2, SHEET-I

RATED VOLTAGE

: 250 V, AC

BREAKING CAPACITY

: 35 A OR 10 In WHICHEVER IS GREATER
WHEN TESTED WITH AC CURRENT

CAP

: BRASS, NICKEL PLATED

BODY

: CERAMIC BODY

OPERATING TEMPERATURE

: -55°C ~ +125°C

MARKINGS ON THE FUSE CAP SHOULD BE AS FOLLOWS:-

TYPE OF FUSE (F), FUSE RATING, RATED VOLTAGE (250V),
BREAKING CAPACITY (L) & COMPANY'S IDENTIFICATION

NOTE:

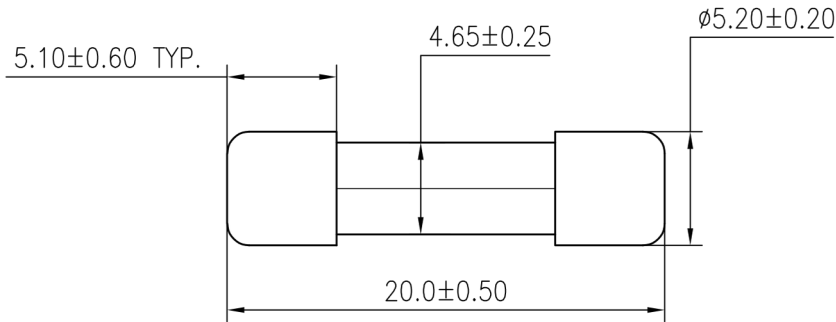
UL APPROVAL- 100mA TO 6.3A, 8A AND 10A

NOMINAL CURRENT (In)	2.1 In MAX.	2.75 In		4 In		10 In MAX.
		MIN.	MAX.	MIN.	MAX.	
100mA TO 4A	30 MINUTES	10 mSec	2 Sec	3 mSec	300 mSec	20 mSec
>4A TO 6.3A	30 MINUTES	10 mSec	3 Sec	3 mSec	300 mSec	20 mSec
6.3A TO 8.0A	30 MINUTES	40 mSec	20 Sec	10 mSec	1 Sec	30 mSec
8 & 10A	30 MINUTES	40 mSec	20 Sec	10 mSec	1 Sec	40 mSec
10A TO 35A	30 MINUTES	40 mSec	20 Sec	10 mSec	1 Sec	30 mSec



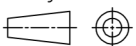
DESCRIPTION : 5.2 x 20mm, CERAMIC BODY FAST ACTING FUSE

PART NO: PSFC In



NOMINAL CURRENT RANGE (In)	VOLTAGE DROP DC (mV Max.)	NOMINAL MELTING I ² t (A ² sec)
32 mA	10000	--
40 mA	10000	--
50 mA	10000	--
63 mA	8800	--
80 mA	7600	--
100 mA	7000	--
125 mA	5000	--
150 mA	4300	--
160 mA	4300	--
200 mA	3500	--
250 mA	2800	--
300 mA	2500	--
315 mA	2500	--
350 mA	2000	--
400 mA	2000	--
450 mA	2000	--
500 mA	1800	0.08
600 mA	1500	--
630 mA	1500	0.22
700 mA	1500	--
750 mA	1500	--
800 mA	1200	0.47
1 A	1000	0.84
1.25 A	800	0.92
1.4 A	600	--
1.5 A	600	--
1.6 A	600	0.94
2 A	500	2.70
2.5 A	400	4.0
3 A	350	--
3.15 A	350	8.30
3.5 A	350	--
4 A	300	14.0
4.5 A	250	--
5 A	250	37.0
6 A	200	--
>6.3 A	200	--

Projection:



Scale: NTS

Sht. Size: A4

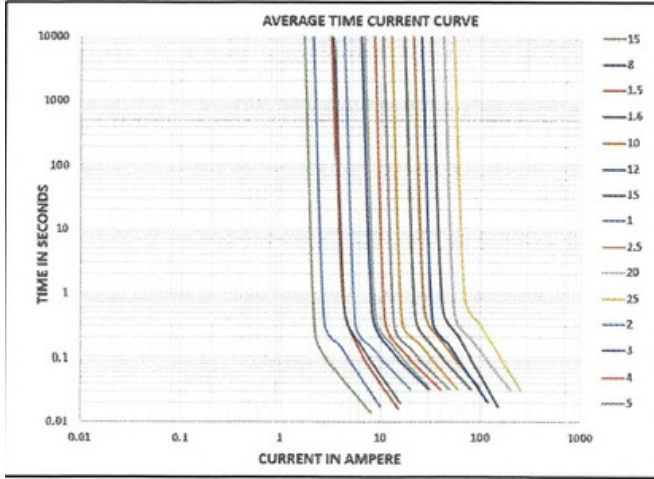
Gen. Tol.: ± 0.1 mm
 $\pm 0.2^\circ$

ALL DIMENSIONS ARE IN MM.
IF UNLESS OTHERWISE SPECIFIED.

DESCRIPTION : 5.2 x 20mm, CERAMIC BODY FAST ACTING FUSE

PART NO: PSFC In

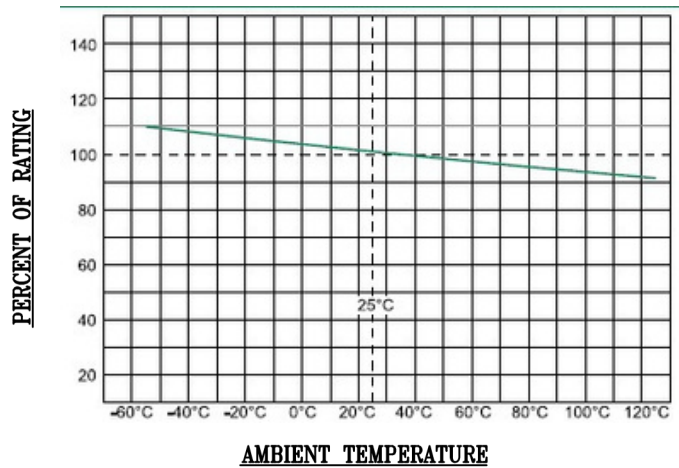
TIME-CURRENT CHARACTERISTIC CURVES



ORDERING INFORMATION

PSFC... mA(In ≤ 800mA) OR
PSFC... A(In ≥ 1A)

TEMPERATURE DE-RATING CURVE



Projection:



Scale: NTS

Sht. Size: A4

Gen. Tol.: ±0.1mm
±0.2°

ALL DIMENSIONS ARE IN MM.
IF UNLESS OTHERWISE SPECIFIED.