




DESCRIPTION : RADIAL LEAD MICRO FUSES FAST ACTING,300V

PART NO: PMF IN V6

APPROVALS:



PHYSICAL DATA

MATERIAL	
BASE AND CAP	: PA66, UL 94-V0. BLACK COLOR
ROUND PINS	: COPPER, TIN PLATED
PACKAGING TYPE	
IN BULK	: 1000 pcs per box
ON TAPE	: Ammo Pack, 1000pcs box

ELECTRICAL DATA

RATED CURRENT	: 50mA ~ 10A
RATED VOLTAGE	: 250V AC
LOADING CAPACITY	: 1.5In FOR 1 HOUR Minimum
INTERRUPT RATING	: 35A or 10 times the rated current whichever is greater at 300V AC

MECHANICAL PROPERTIES

TENSILE TEST	: 3Kg
THRUST TEST	: 2N
BENDING TEST	: NO DAMAGE ARE TO BE VISUALIZED AFTER TWO BENDS OF OPPOSITE DIRECTIONS OF LEAD



DESCRIPTION : RADIAL LEAD MICRO FUSES FAST ACTING,300V **PART NO:** PMF IN V6

SURGE TEST :

IN ORDER TO STAND TRANSIENT CURRENT CAUSED BY INDUCTIVE OR CAPACITIVE, THE FUSES ARE DESIGNED TO HAVE MINIMUM CLEARING TIME OF MILLISECOND AT 1000% RATED CURRENT

20msec (50mA ~ 5A)

20msec (6.3A ~ 10A)

ENDURANCE TEST :

LOADING 100% RATED CURRENT, 1hour ON, 15minutes OFF. KEEP 100cycles.

FOLLOWED BY 1hour at 1.5 TIMES THE RATED CURRENT.

THE VOLTAGE DROP ACROSS THE FUSE-LINK AFTER THE TEST SHALL NOT HAVE INCREASED BY MORE THAN 10% OF THE ORIGINAL VALUE MEASURED BEFORE THE TEST.

DERATING TEST :

IN AN AIR CIRCULATING OVEN AT 70°C, THE FUSES CAN LOAD 100% RATED CURRENT FOR 1hour AND THEY SHALL NOT OPERATE.

SOLDERING PROCESS PARAMETER :

WAVE SOLDERING

PRE – HEAT TEMPERATURE : 100°C ~ 160°C
PRE – HEAT TIME : 60sec ~ 180sec
SOLDER TEMPERATURE : 260°C Max
DWELL TIME : 2sec ~ 5sec

RE-FLOW SOLDERING

PRE – HEAT TEMPERATURE : 140°C ~ 165°C
PRE – HEAT TIME : 90sec ~ 120sec
PEAK TEMPERATURE : 250°C Max
SOLDERING TIME > 200°C : 30sec

MANUAL SOLDERING

SOLDER IRON TEMPERATURE : 350°C ± 5°C
HEATING TIME : 5sec Max



DESCRIPTION : RADIAL LEAD MICRO FUSES FAST ACTING,300V

PART NO: PMF IN V6

HUMIDITY UNLOAD TEST :

MIL – STD – 202G, METHOD 103B, TEST CONDITION A
HEAT ($40\pm 0.5^{\circ}\text{C}$) & HIGH HUMIDITY ($95\pm 1\%$ RH), 240hours, $\Delta R < 15\%$

THERMAL SHOCK TEST :

MIL-STD-202G, METHOD 107g, TEST CONDITION B
TEMPERATURE SETUP : $25^{\circ}\text{C} \sim -65^{\circ}\text{C} \sim 25^{\circ}\text{C} \sim 125^{\circ}\text{C}$
TIME SETUP : $-65^{\circ}\text{C}(30\text{min}) \sim 25^{\circ}\text{C}(5\text{min}) \sim 125^{\circ}\text{C}(30\text{min}) \sim 25^{\circ}\text{C}(5\text{min})$
5CYCLES, $\Delta R < 15\%$

VIBRATION TEST :

MIL-STD-202G, METHOD 201A
FREQUENCY SETUP : $10 \sim 55 \sim 10\text{Hz}$
TIME SETUP : 1 Minute/Cycle (X-Y-X,120cycles)
6hrs, $\Delta R < 15\%$

SALT SPRAY TEST :

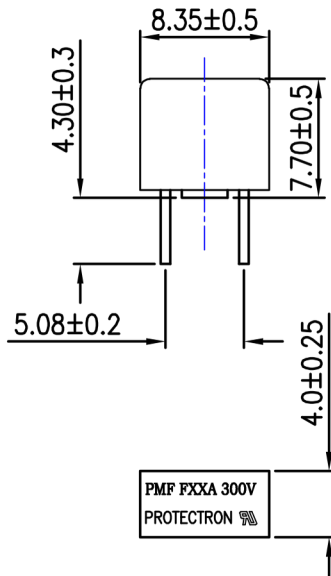
MIL-STD-202G, METHOD 101E, TEST CONDITION A
SALT SPRAY CONCENTRATION : $5\pm 1\%$
TEST LIQUID TEMPERATURE : $35\pm 0.5^{\circ}\text{C}$
96hrs, $\Delta R < 15\%$



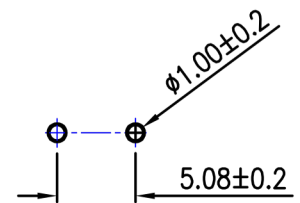
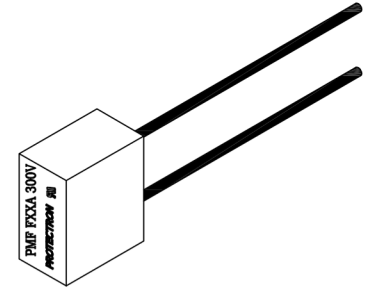
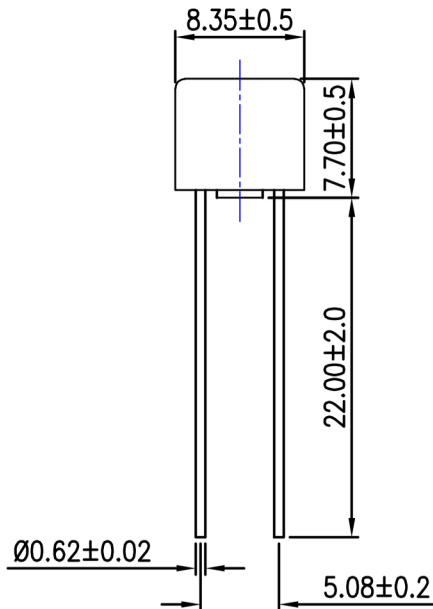
DESCRIPTION : RADIAL LEAD MICRO FUSES FAST ACTING,300V

PART NO: PMF IN V6

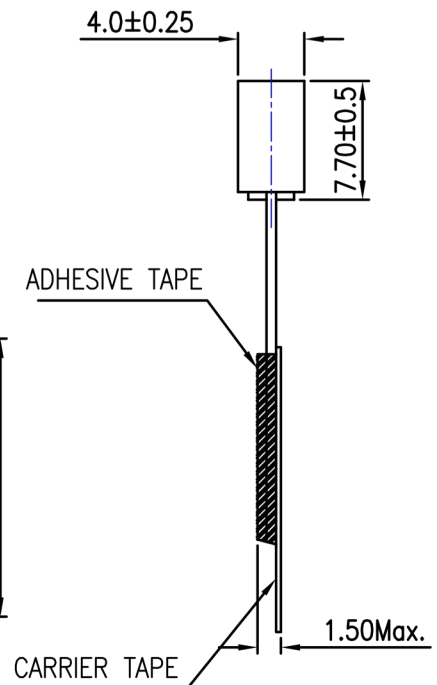
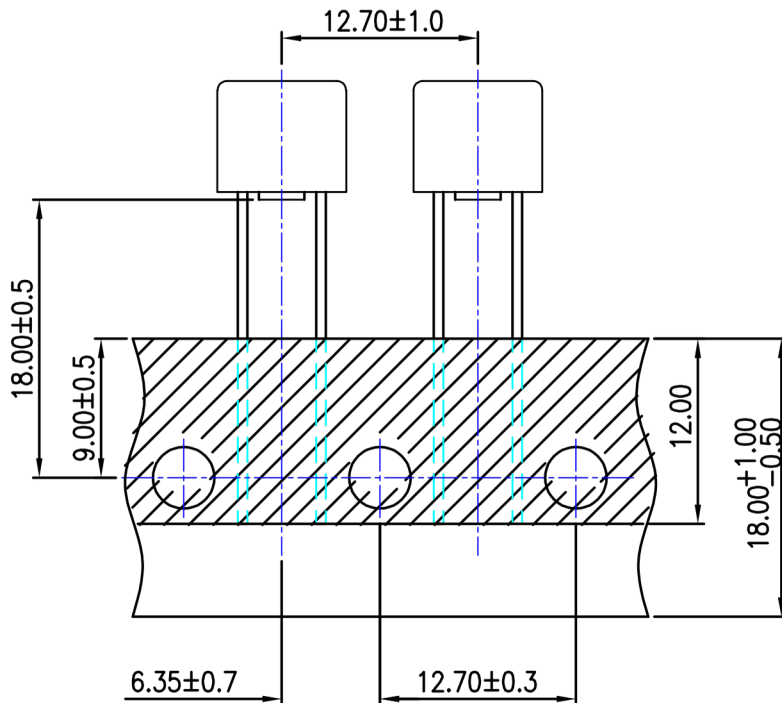
SHORT LEADS



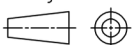
LONG LEADS



MOUNTING HOLES



Projection:



Scale: NTS

Sht. Size: A4

Gen. Tol.: ±0.25mm
±2'

ALL DIMENSIONS ARE IN MM.
IF UNLESS OTHERWISE SPECIFIED.



DESCRIPTION : RADIAL LEAD MICRO FUSES FAST ACTING,300V

PART NO: PMF IN V6

ELECTRICAL CHARACTERISTIC

RATED CURRENT	1.5 In	2.1 In	2.75 In		4 In		10 In
	MIN	MAX	MIN	MAX	MIN	MAX	MAX
50mA~5A	60 min	30 min	10 ms	3 sec	3 ms	300 ms	20 ms
6.3A	60 min	30 min	10 ms	5 sec	3 ms	300 ms	20 ms

FAST ACTING FUSES TYPE PMF

PROTECTRON PART NUMBERS	Ampere Rating (In)	Voltage Rating (V)
PMF 0.63A V6	630mA	300V
PMF 0.8A V6	800mA	
PMF 1A V6	1A	
PMF 1.25A V6	1.25A	
PMF 1.6A V6	1.6A	
PMF 2A V6	2A	
PMF 2.5A V6	2.5A	
PMF 3.15A V6	3.15A	
PMF 4A V6	4A	
PMF 5A V6	5A	
PMF 6.3A V6	6.3A	

ORDERING INFORMATION

PMF IN V6

(REFER TABLE)

Projection:



Scale: NTS

Sht. Size: A4

Gen. Tol.: ±0.25mm
±2°

ALL DIMENSIONS ARE IN MM.
IF UNLESS OTHERWISE SPECIFIED.