




DESCRIPTION : MEGA BOLT DOWN FUSE, 70V

PART NO: PBFM-KT4-In
(REFER TABLE)



MATERIAL AND FINISH

TOP HOUSING : PPA, 30% GLASS FILLED UL94-V0
BOTTOM HOUSING : PPA, 30% GLASS FILLED UL94-V0
STRIP : COPPER, Sn PLATED

ELECTRICAL DATA

VOLTAGE RATING : 70V DC
INTERRUPTING RATING : 2500A @ 70V DC

REFERENCE STANDARD : ISO 20934/UL 248-1

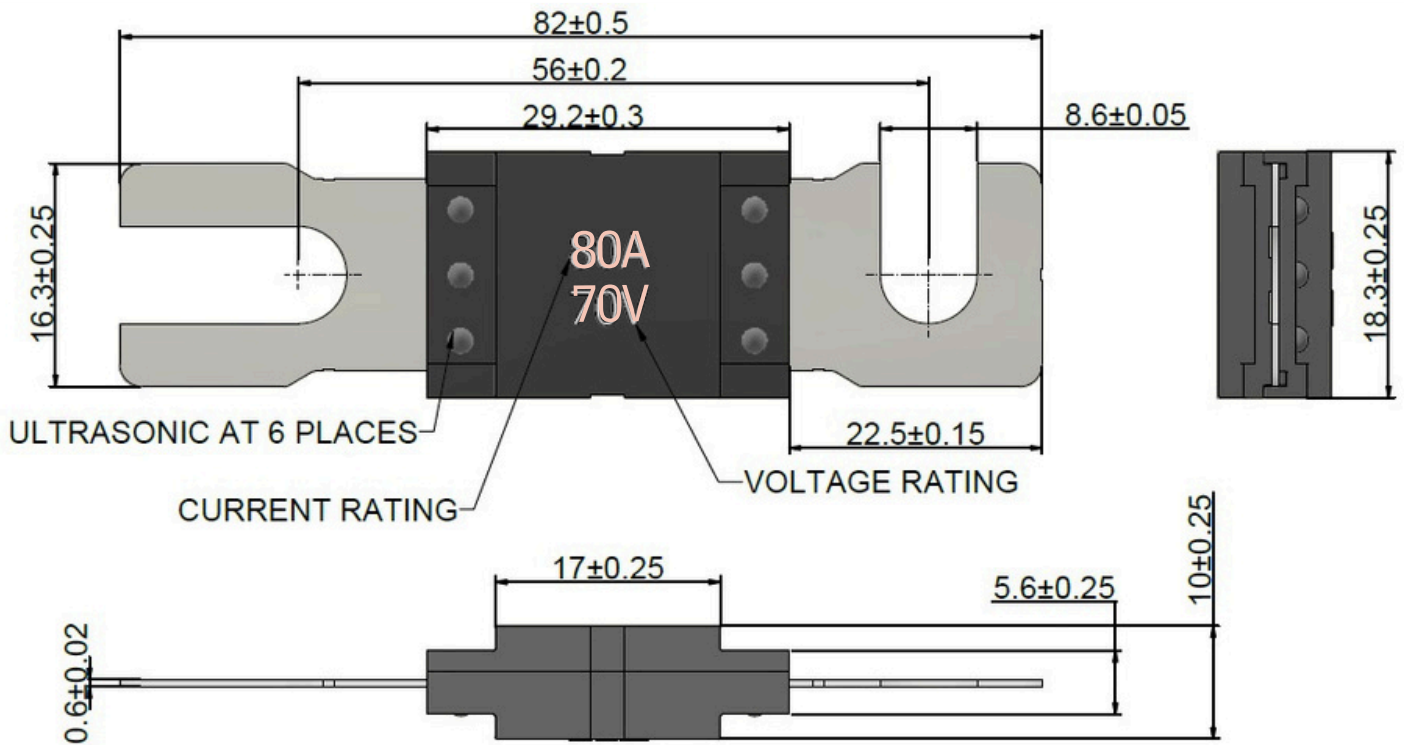
ENVIRONMENTAL DATA

OPERATING TEMPERATURE : -40°C to +120°C

PACKING DETAILS : TRAY PACKING (70No's/TRAY)

DESCRIPTION : MEGA BOLT DOWN FUSE, 70V

PART NO: PBFM-KT4-In
(REFER TABLE)



NOTE:

- 1.LASER MARKING WILL BE ON BOTH SIDE OF THE HOUSING.
- 2.MARKING SHOWN IS TYPICAL, THE POSITION & SIZE OF VARIOUS MARKING ARE SUBJECT TO CHANGE AT THE MANUFACTURE'S DISCRETION.

In-NOMINAL CURRENT RATING

PART NUMBERS	CURRENT RATING	CABLE SIZE AS PER ISO 20934	TYP. COLD RESISTANCE	TYP.VOLTAGE DROP(mV)	TYP.I ² T (A ² Sec)
PBFM-KT4- 60 A	60 A	6 mm ²	1.065 mΩ	85	18500
PBFM-KT4- 80 A	80 A	10 mm ²	0.735 mΩ	70	60000
PBFM-KT4-100 A	100 A	10 mm ²	0.575 mΩ	65	90000
PBFM-KT4-125 A	125 A	16 mm ²	0.445 mΩ	68	120000
PBFM-KT4-150 A	150 A	25 mm ²	0.385 mΩ	71	140000
PBFM-KT4-175 A	175 A	25 mm ²	0.345 mΩ	70	190000
PBFM-KT4-200 A	200 A	35 mm ²	0.270 mΩ	60	250000
PBFM-KT4-250 A	250 A	50 mm ²	0.225 mΩ	62	590000
PBFM-KT4-300 A	300 A	50 mm ²	0.180 mΩ	58	1200000
PBFM-KT4-350 A	350 A	50 mm ²	0.165 mΩ	48	1350000
PBFM-KT4-400 A	350 A	50 mm ²	0.165 mΩ	48	1350000
PBFM-KT4-450 A	350 A	50 mm ²	0.165 mΩ	48	1350000
PBFM-KT4-500 A	350 A	50 mm ²	0.165 mΩ	48	1350000

Projection:



Scale: NTS

Sht. Size: A4

Gen. Tol.: ±0.15mm
±2'

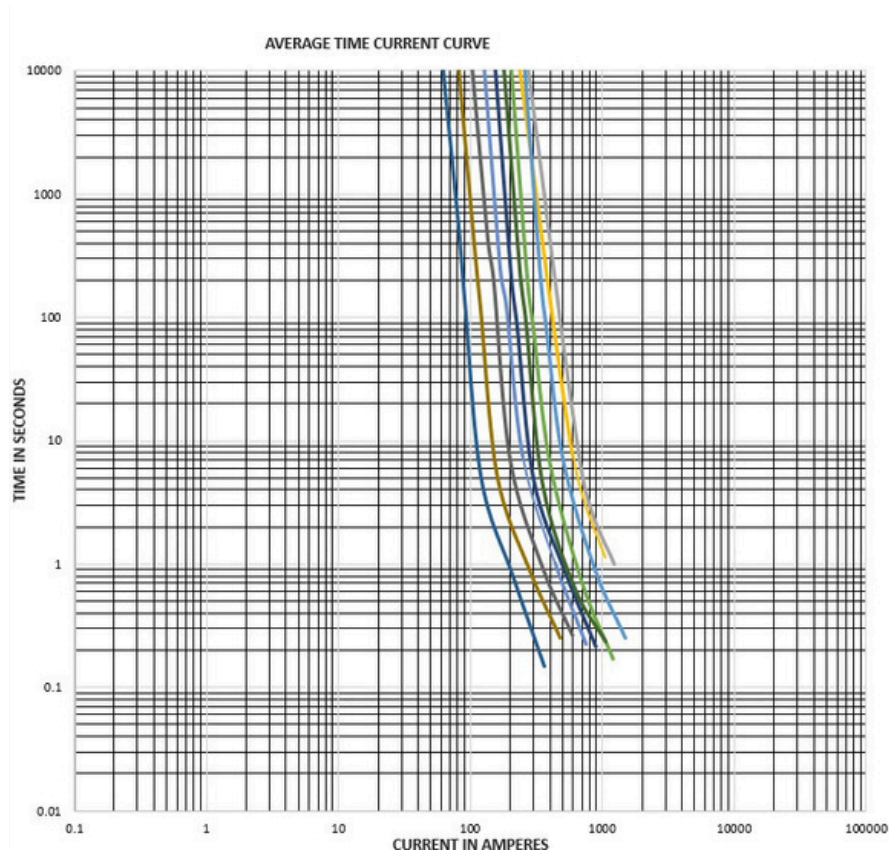
ALL DIMENSIONS ARE IN MM.
IF UNLESS OTHERWISE SPECIFIED.



DESCRIPTION : MEGA BOLT DOWN FUSE, 70V

PART NO: PBFM-KT4-In
(REFER TABLE)

TIME-CURRENT CHARACTERISTIC CURVE



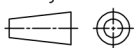
TIME-CURRENT CHARACTERISTICS[60A-250A]

% of Rating A	OPERATING TIME	
	MIN	MAX
100	4hrs.	-/-
135	120 sec	1800 sec
150	20 sec	450 sec
200	1 sec	15 sec
350	0.3 sec	5 sec
600	0.1 sec	1 sec

TIME-CURRENT CHARACTERISTICS[300A & 500A]

% of Rating A	OPERATING TIME	
	MIN	MAX
75	4hrs.	-/-
200	1 sec	15 sec
350	0.5 sec	5 sec

Projection:



Scale: NTS

Sht. Size: A4

Gen. Tol.: ±0.15mm
±2'

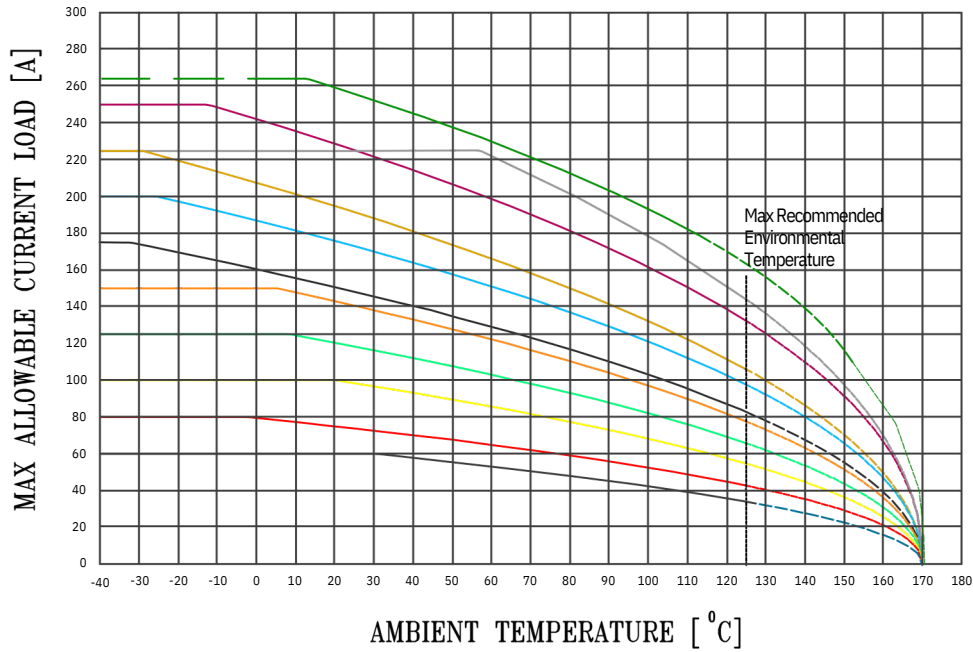
ALL DIMENSIONS ARE IN MM.
IF UNLESS OTHERWISE SPECIFIED.



DESCRIPTION : MEGA BOLT DOWN FUSE, 70V

PART NO: PBFM-KT4-In
(REFER TABLE)

TYPICAL DERATING OF FUSE MELTING



MOQ- AS SPECIFIED
SPQ- AS SPECIFIED

ORDERING INFORMATION
PBFM-KT4-In
(REFER TABLE)

Projection:

Scale: NTS

Sht. Size: A4

Gen. Tol.: ±0.15mm
±2°

ALL DIMENSIONS ARE IN MM.
IF UNLESS OTHERWISE SPECIFIED.