




DESCRIPTION : WAFER 2.5mm PITCH DISCONNECTABLE STRAIGHT

PART NO: P9052S29-19-X
X= NO.OF WAYS (2-20)

RoHS



PHYSICAL DATA

INSULATION

MATERIAL	:	PA66
FLAMMABILITY	:	UL94V-0
COLOR	:	NATURAL COLOR
CONTACT	:	COPPER ALLOY, TIN PLATED(120-200μ")
PACKAGING TYPE	:	BAG PACKING

ELECTRICAL DATA

CURRENT RATING	:	3A AC,DC
INSULATION RESISTANCE	:	1000MΩ Min.
DIELECTRIC WITHSTANDING	:	800VAC/MINUTE
CONTACT RESISTANCE	:	20mΩ Max.
VOLTAGE RATING	:	250V AC/DC

ENVIRONMENTAL DATA

TEMPERATURE RANGE	:	-25° TO +85° C
SOLDERING TEMPERATURE	:	240°C FOR 5Sec.

MECHANICAL DATA

PIN RETENTION FORCE	:	1.0Kg MIN.
---------------------	---	------------

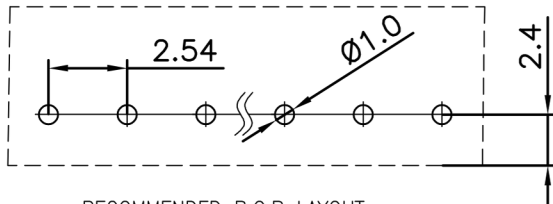
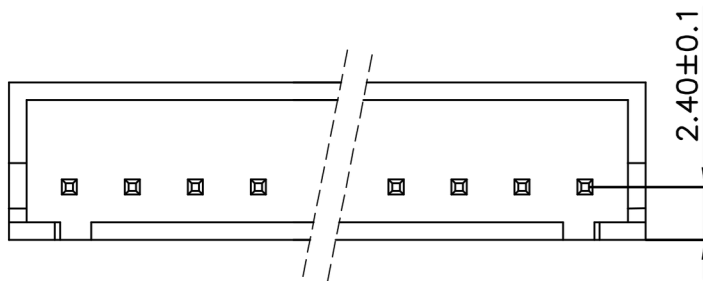
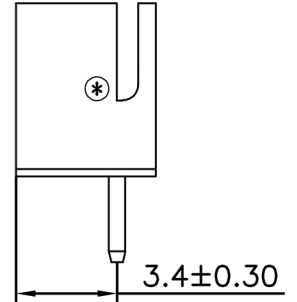
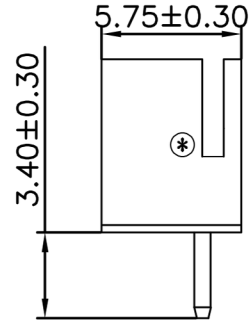
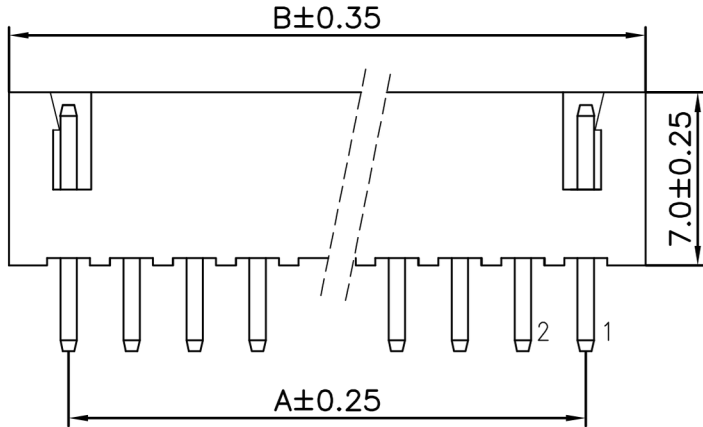
MATING DETAILS

HOUSING	:	P9052H
CRIMP TERMINAL	:	P9052T



DESCRIPTION : WAFER 2.5mm PITCH DISCONNECTABLE STRAIGHT

PART NO: P9052S29-19-X
X= NO.OF WAYS (2-20)



RECOMMENDED P.C.B LAYOUT
LAYOUT TOLERANCE±0.10

No. of ways	DIM.A(mm)	DIM.B(mm)
2	2.50	7.5
3	5.00	10.0
4	7.50	12.5
5	10.0	15.0
6	12.5	17.5
7	15.0	20.0
8	17.5	22.5
9	20.0	25.0
A	22.5	27.5
B	25.0	30.0
C	27.5	32.5
D	30.0	35.0
E	32.5	37.5
F	35.0	40.0
G	37.5	42.5
H	40.0	45.0
I	42.5	47.5
J	45.0	50.0
K	47.5	52.5

NOTE :

⊛ MARKED IS ONLY CHANGE IN CUTOUT, FUNCTIONALLY THERE WILL BE NO EFFECT ON THE PART ANY ONE OF THESE WILL BE SUPPLIED BASED ON THE STOCK AVAILABILITY.

Projection:



Scale: NTS

Sht. Size: A4

Gen. Tol.: ±0.35mm
±2°

ALL DIMENSIONS ARE IN MM.
IF UNLESS OTHERWISE SPECIFIED.