




DESCRIPTION : RADIAL LEAD MICRO FUSES TIME LAG, 250V

PART NO: PMT IN

APPROVALS:



PHYSICAL DATA

MATERIAL

BASE AND CAP : PA66, UL 94-V0. BLACK COLOR

ROUND PINS : COPPER, TIN PLATED

PACKAGING TYPE

IN BULK : 1000 pcs per box

ON TAPE : Ammo Pack, 1000pcs box

ELECTRICAL DATA

RATED CURRENT : 40mA ~6.3A

RATED VOLTAGE : 250V AC

LOADING CAPACITY : 1.5In FOR 1 HOUR Minimum

INTERRUPT RATING : 35A or 10 times the rated current whichever is greater at 250V AC

MECHANICAL PROPERTIES

TENSILE TEST : 3Kg

THRUST TEST : 2N

BENDING TEST : NO DAMAGE ARE TO BE VISUALIZED AFTER TWO BENDS OF OPPOSITE DIRECTIONS OF LEAD



DESCRIPTION : RADIAL LEAD MICRO FUSES TIME LAG, 250V

PART NO: PMT IN

PULSE TEST :

IN ORDER TO STAND TRANSIENT CURRENT CAUSED BY INDUCTIVE OR CAPACITIVE, THE FUSES ARE DESIGNED TO HAVE MINIMUM CLEARING TIME OF MILLISECOND AT 1000% RATED CURRENT

20msec (40mA ~ 5A)

15msec (6.3A)

ENDURANCE TEST :

LOADING 100% RATED CURRENT, 1hour ON, 15minutes OFF. KEEP 100cycles.

FOLLOWED BY 1hour at 1.5 TIMES THE RATED CURRENT.

THE VOLTAGE DROP ACROSS THE FUSE-LINK AFTER THE TEST SHALL NOT HAVE INCREASED BY MORE THAN 10% OF THE ORIGINAL VALUE MEASURED BEFORE THE TEST.

DERATING TEST :

IN AN AIR CIRCULATING OVEN AT 70°C, THE FUSES CAN LOAD 100% RATED CURRENT FOR 1hour AND THEY SHALL NOT OPERATE.

SOLDERING PROCESS PARAMETER :

WAVE SOLDERING

PRE - HEAT TEMPERATURE : 100°C ~ 160°C

PRE - HEAT TIME : 60sec ~ 180sec

SOLDER TEMPERATURE : 260°C Max

DWELL TIME : 2sec ~ 5sec

RE-FLOW SOLDERING

PRE - HEAT TEMPERATURE

PRE - HEAT TIME

PEAK TEMPERATURE : 140°C ~ 165°C

SOLDERING TIME > 200°C : 90sec ~ 120sec

: 250°C Max

: 30sec

MANUAL SOLDERING

SOLDER IRON TEMPERATURE : 350°C ± 5°C

HEATING TIME : 5sec Max

SALT SPRAY TEST :

MIL-STD-202G, METHOD 101E, TEST CONDITION A

SALT SPRAY CONCENTRATION : 5±1%

TEST LIQUID TEMPERATURE : 35±0.5°C

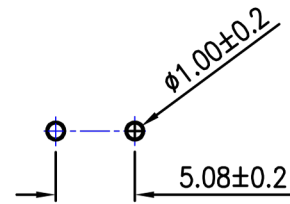
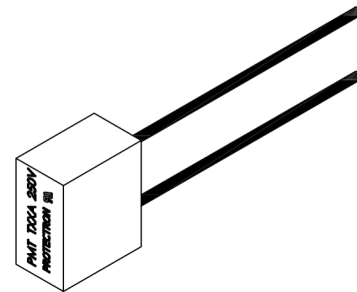
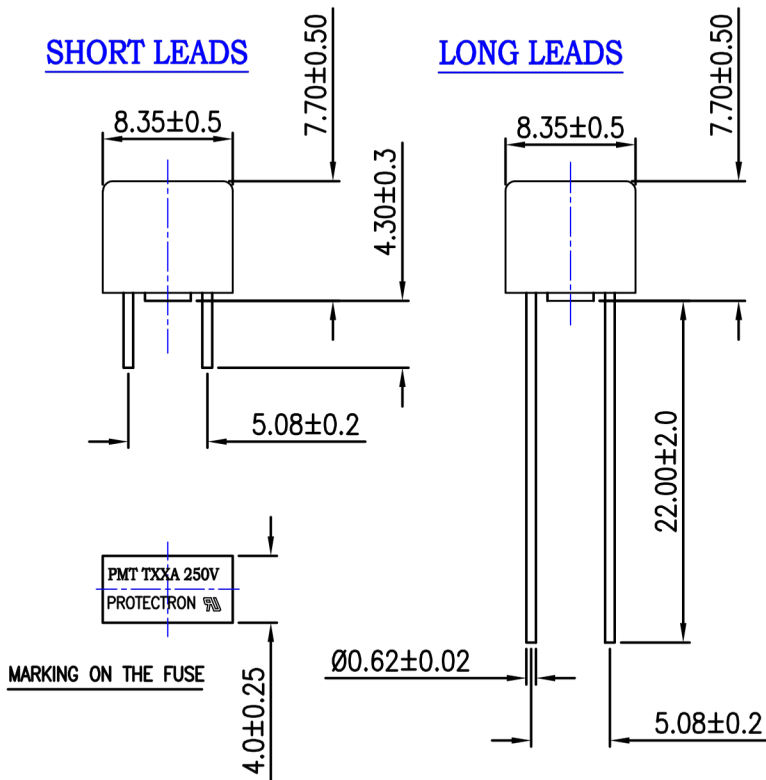
96hrs, ΔR < 15%

DESCRIPTION : RADIAL LEAD MICRO FUSES TIME LAG, 250V

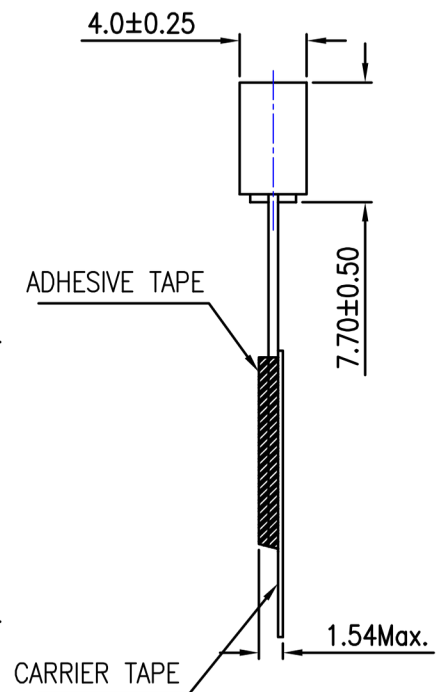
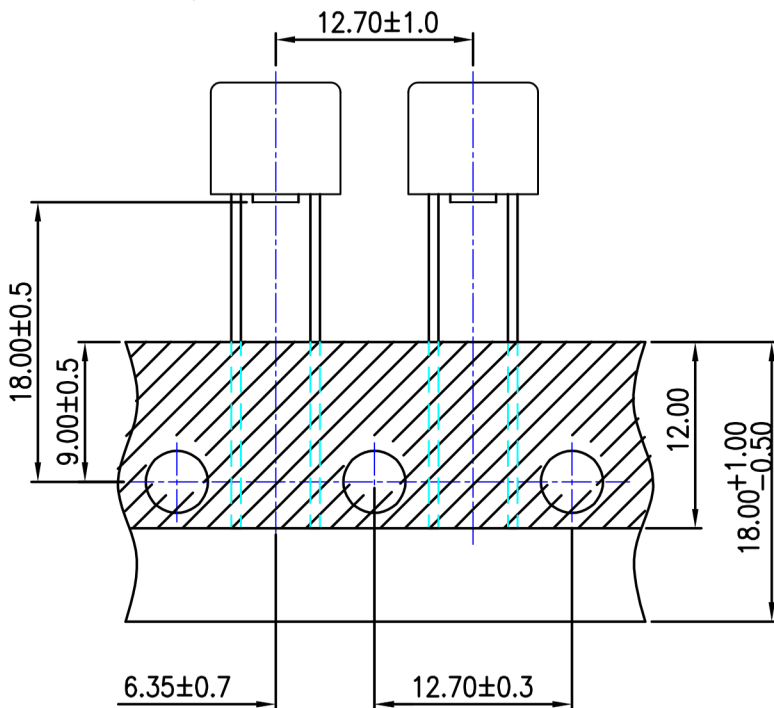
PART NO: PMT IN

SHORT LEADS

LONG LEADS



MOUNTING HOLES



Projection:



Scale: NTS

Sht. Size: A4

Gen. Tol.: ±0.25mm
±2°

ALL DIMENSIONS ARE IN MM.
IF UNLESS OTHERWISE SPECIFIED.



DESCRIPTION : RADIAL LEAD MICRO FUSES TIME LAG, 250V

PART NO: PMT IN

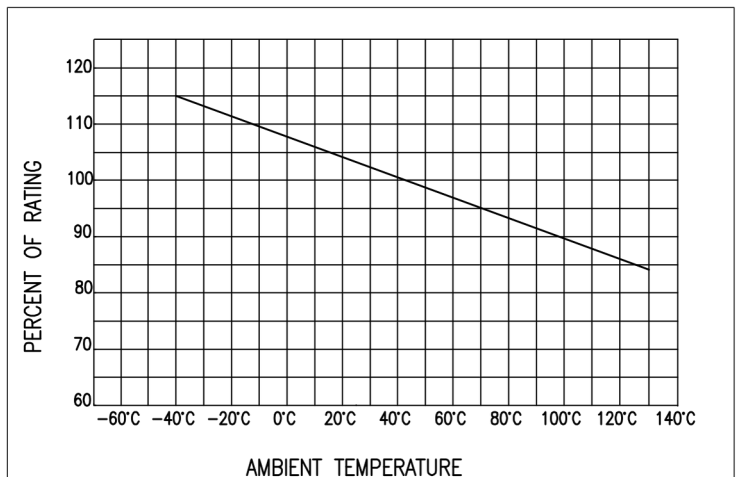
TIME-CURRENT CHARACTERISTIC

RATED CURRENT	1.5 In	2.1 In	2.75 In		4 In		10 In	
	MIN	MAX	MIN	MAX	MIN	MAX	MIN	MAX
40mA~5A	60 min	2 min	400 ms	10 sec	150 ms	3 sec	20 ms	150 ms
6.3A	60 min	2 min	400 ms	10 sec	150 ms	3 sec	15 ms	150 ms

TIME LAG FUSES TYPE PMT

PROTECTRON PART NUMBERS	Ampere Rating (In)	Voltage Rating (V)	Nominal Resistance Cold Ohms	Voltage Drop (mv) MAX	Nominal Melting I ² t A ² Sec	SURGE TEST (kV)
PMT 0.04A	40mA	250V	10.100	600	0.0160	-
PMT 0.05A	50mA		8.9000	550	0.0165	-
PMT 0.08A	80mA		4.4405	400	0.0172	-
PMT 0.1A	100mA		2.1170	350	0.0740	-
PMT 0.125A	125mA		1.4377	300	0.1090	-
PMT 0.16A	160mA		1.2458	280	0.1500	-
PMT 0.2A	200mA		0.8240	260	0.2600	-
PMT 0.25A	250mA		0.6300	240	0.4700	-
PMT 0.315A	315mA		0.3800	220	0.7700	-
PMT 0.4A	400mA		0.2700	200	1.2000	-
PMT 0.5A	500mA		0.1950	190	1.9500	-
PMT 0.63A	630mA		0.1322	180	3.1000	-
PMT 0.8A	800mA		0.0907	160	5.1000	-
PMT 1A	1A		0.0750	140	10.500	2
PMT 1.25A	1.25A		0.0550	130	12.500	3
PMT 1.6A	1.6A		0.0425	120	20.000	4
PMT 2A	2A		0.0316	100	32.000	3
PMT 2.5A	2.5A		0.0241	100	49.000	3
PMT 3.15A	3.15A		0.0188	100	78.000	4
PMT 4A	4A		0.0136	100	138.00	6
PMT 5A	5A	0.0100	100	185.00	7	
PMT 6.3A	6.3A	0.0074	100	315.00	7	

TEMPERATURE DERATING CURVE

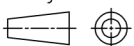


NOTE: IN CASE OF HIGHER SURGE PLEASE CONTACT FACTORY
FOR LOWER RATING i.e., <1A SURGE TEST NOT APPLICABLE

ORDERING INFORMATION

PMT IN
|
(REFER TABLE)

Projection:



Scale: NTS

Sht. Size: A4

Gen. Tol.: ±0.25mm
±2°

ALL DIMENSIONS ARE IN MM.
IF UNLESS OTHERWISE SPECIFIED.