




PROTECTRON ELECTROMECH (P) LTD

**DESCRIPTION : PIN HEADER, 2mm PITCH, DOUBLE ROW,
STRAIGHT INSULATOR PROFILE 1.5mm**

PART NO: P9113-XX-XX-1
1st XX=NO. OF CONTACTS (2-80)
2nd XX=ABOVE AND BELOW LENGTHS

RoHS



PHYSICAL

INSULATION

MATERIAL : POLYESTER
FLAMMABILITY : UL94V-0
COLOR : BLACK

CONTACT

MATERIAL : COPPER ALLOY
SOLDER TAILS : GOLD PLATED
PACKAGING TYPE : TUBE/TRAY

ELECTRICAL

CURRENT RATING : 1A
INSULATION RESISTANCE : 5000M OHMS MIN
DIELECTRIC WITHSTANDING : 500V AC

MECHANICAL DATA

PIN RETENTION FORCE : 8N AVERAGE(0.8kg)

ENVIRONMENTAL DATA

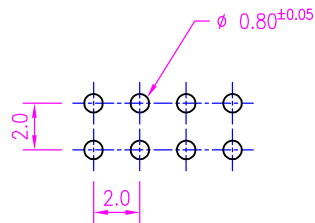
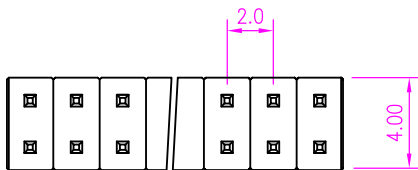
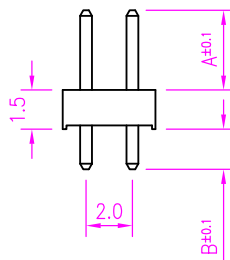
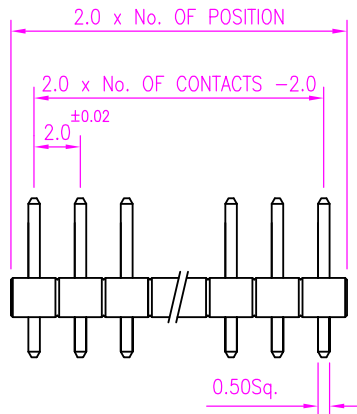
TEMPERATURE RANGE : -40°C TO +105°C
PROCESS RATING : 180°C FOR 5SEC



PROTECTRON ELECTROMECH (P) LTD

**DESCRIPTION : PIN HEADER, 2mm PITCH, DOUBLE ROW,
STRAIGHT INSULATOR PROFILE 1.5mm**

PART NO: P9113-XX-XX-1
1st XX=NO. OF CONTACTS (2-80)
2nd XX=ABOVE AND BELOW LENGTHS



RECOMMENDED P.C.B. LAYOUT

MATES WITH

P9413, P9414
P9415, P9417
P941D

ORDERING INFORMATION

P9113-XX-XX-1

NO OF CONTACTS
(02-80)

XX-ABOVE-BELOW LENGTH

MOQ- ----

SPQ- ----

FOR DIFFERENT PLATING, CONTACT FACTORY

A	ORIGINAL	ARUN	25.12.2004		
REV.	DESCRIPTION	DRN. BY	DATE	CK'ED BY	APP'D BY
Projection: 	Scale: NTS	Sht. Size: A4	Gen. Tol.: ±0.35mm ±2°	ALL DIMENSIONS ARE IN MM. IF UNLESS OTHERWISE SPECIFIED.	



PROTECTRON ELECTROMECH (P) LTD

DESCRIPTION : PIN HEADER, 2mm PITCH, DOUBLE ROW,
STRAIGHT INSULATOR PROFILE 1.5mm

PART NO: P9113-XX-XX-1
1st XX=NO. OF CONTACTS (2-80)
2nd XX=ABOVE AND BELOW LENGTHS

A		B	
LENGTH ABOVE THE BOARD		LENGTH BELOW THE BOARD	
0	3.20	1	2.80
1	4.00	2	3.50
2	2.80	3	13.50
3	3.00	4	2.60
4	3.30	5	2.40
5	6.0	6	2.10
6	1.90	7	3.0
8	3.50	8	4.0
9	12.50	9	3.80
A	2.4	A	3.20
B	5.84	B	6.20
C	14.0	C	5.50
D	6.60	D	0.0
E	5.0	E	2.50
F	2.20	F	4.80
G	13.50		
H	7.0		
I	7.50		
J	4.70		
K	5.20		
L	12.50		
M	1.10		
N	10.25		
O	4.95		
P	3.81		
Q	17.40		