


DESCRIPTION : WAFER, 2.50mm PITCH, RIGHT ANGLE, FRICTION LOCK

PART NO: P9055R29-19-X
X=NO. OF WAYS(2-20)

RoHS



PHYSICAL

INSULATION

MATERIAL : NYLON
 FLAMMABILITY : UL94V-0
 COLOR : NATURAL COLOR

CONTACT

MATERIAL : COPPER ALLOY
 SOLDER TABS : TIN PLATED

PACKAGING TYPE : BULK PACKING

ELECTRICAL

CURRENT RATING : 3A
INSULATION RESISTANCE : 1000M OHMS MIN
DIELECTRIC WITHSTANDING : 1000V AC/MIN
CONTACT RESISTANCE : 20m OHMS MAX
VOLTAGE RATING : 250V AC/DC

ENVIRONMENTAL DATA

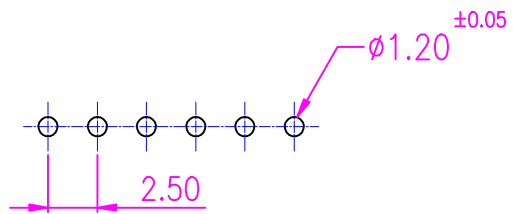
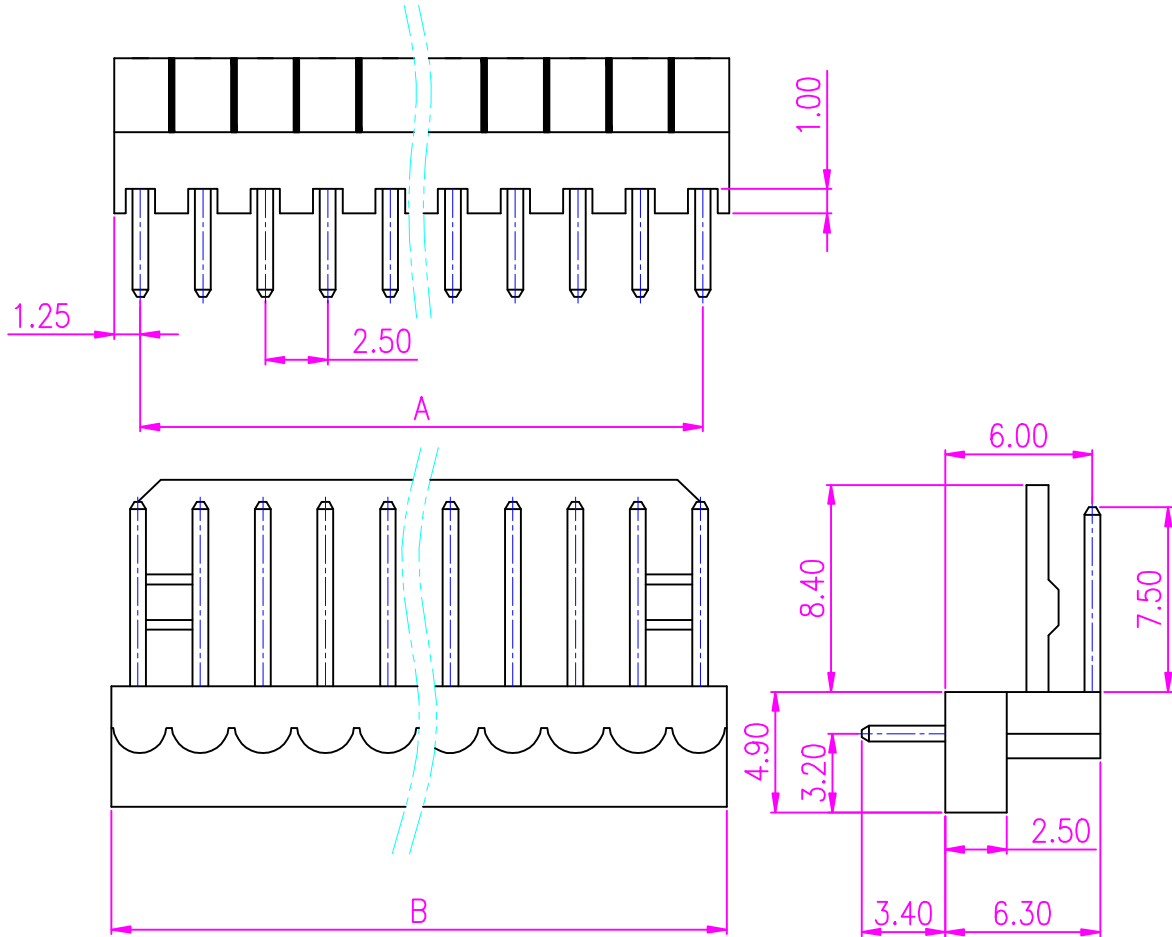
TEMPERATURE RANGE : -25° TO +85° C
PROCESS RATING : 230°C FOR 5SEC



PROTECTRON ELECTROMECH (P) LTD

DESCRIPTION : WAFER, 2.50mm PITCH, RIGHT ANGLE, FRICTION LOCK

PART NO: P9055R29-19-X
X=NO. OF WAYS(2-20)



RECOMMENDED PCB LAYOUT

REV.	DESCRIPTION	DRN BY	DATE	CKED BY	APP'D BY
A1	DRAWING IS REVISED	ANIL	18.09.2008		
A	ORIGINAL	SANDHYA	25.05.2006		
Projection: 		Scale: NTS		Sht. Size: A4	
Gen. Tol.: ± 0.25 mm		ALL DIMENSIONS ARE IN MM. IF UNLESS OTHERWISE SPECIFIED.			

DESCRIPTION : WAFER, 2.50mm PITCH, RIGHT ANGLE, FRICTION LOCK

PART NO: P9055R29-19-X
X=NO. OF WAYS(2-20)

ORDERING INFORMATION

P9055R29-19-X
|
NO OF WAYS
(2-20)

No. OF WAYS	A	B	PART NUMBER
2	2.50	5.00	P9055R29-19-2
3	5.00	7.50	P9055R29-19-3
4	7.50	10.00	P9055R29-19-4
5	10.00	12.50	P9055R29-19-5
6	12.50	15.00	P9055R29-19-6
7	15.00	17.50	P9055R29-19-7
8	17.50	20.00	P9055R29-19-8
9	20.00	22.50	P9055R29-19-9
10	22.50	25.00	P9055R29-19-A
11	25.00	27.50	P9055R29-19-B
12	27.50	30.00	P9055R29-19-C
13	30.00	32.50	P9055R29-19-D
14	32.50	35.00	P9055R29-19-E
15	35.00	37.50	P9055R29-19-F
16	37.50	40.00	P9055R29-19-G
17	40.00	42.50	P9055R29-19-H
18	42.50	45.00	P9055R29-19-I
19	45.00	47.50	P9055R29-19-J
20	47.50	50.00	P9055R29-19-K

MATES WITH

P9055H - HOUSING
P9055T - TERMINAL

MOQ- ----

SPQ- ----