

MIDI Blade Fuses With LED

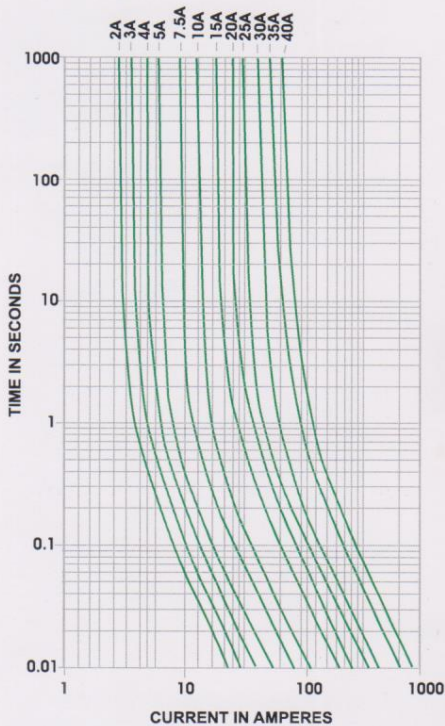
PROTECTRON

IT GLOWS, WHEN IT BLOWS

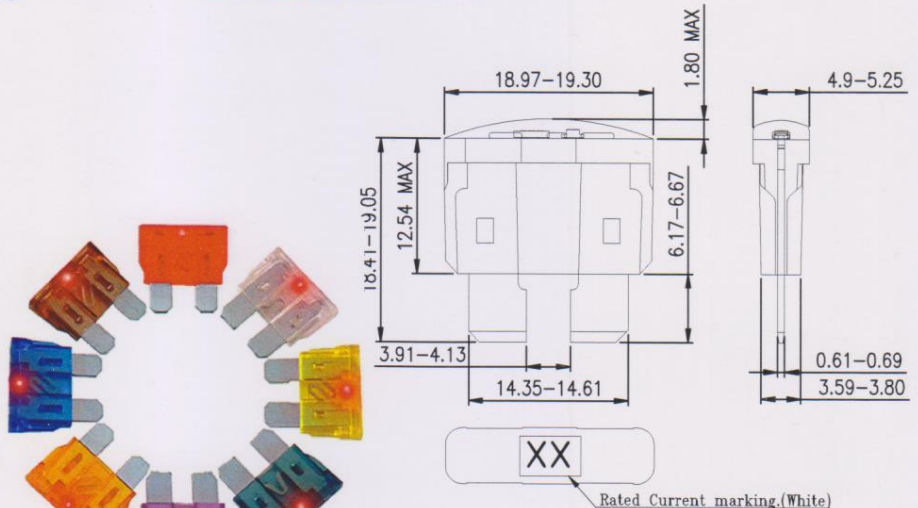
Our automatic production lines offers you indigenously developed Blade fuses which meet International Quality Standards. These are used for Circuit protection in Automobiles, UPS & electronic Circuits. With easy identification and replaceability these fuses are suitable for wide variety of low voltage electronic application. The Midi Fuse with LED offers extra feature to recognise the blown out fuse in the populated Fuse Box and in Electronic equipments.



Average Time Current Curves



Dimensions in mm



SPECIFICATIONS

VOLTAGE RATING: 32VDC

INTERRUPT RATING: 1000A @ 32VDC

TERMINALS: Sn Plated Zinc Alloy

HOUSING MATERIAL: PA66

COMPLIES WITH: UL 275A for Automotive


Time-Current Characteristics

| % of Amperes Rating(A) | Opening Time | |
|------------------------|--------------|---------|
| | Min | Max (s) |
| 110 | 100 hrs | - |
| 135 | 750 ms | 1800 s |
| 200 | 150 ms | 5.0 s |
| 350 | 40 ms | 500 ms |
| 600 | 20 ms | 100 ms |

ORDERING INFORMATION :

Blade Type Fuses, SAE J1284, JASO D612-67

| Part Number | | Current Rating | Housing Color | Rated Voltage (DC) | Typ. Cold Resistance(mΩ) | I ² T (A ² s) |
|-----------------|----------------|----------------|---------------|--------------------|--------------------------|-------------------------------------|
| FA66 | PC | | | | | |
| PTF 200 2A-NL | PTF 200 2A-L | 2 | Grey | 32 | 52.1 | 1.4 |
| PTF 200 3A-NL | PTF 200 3A-L | 3 | Violet | 32 | 31.1 | 7.4 |
| PTF 200 4A-NL | PTF 200 4A-L | 4 | Pink | 32 | 22.8 | 14 |
| PTF 200 5A-NL | PTF 200 5A-L | 5 | Tan | 32 | 17.85 | 26 |
| PTF 200 7.5A-NL | PTF 200 7.5A-L | 7.5 | Brown | 32 | 10.91 | 60 |
| PTF 200 10A-NL | PTF 200 10A-L | 10 | Red | 32 | 7.70 | 115 |
| PTF 200 15A-NL | PTF 200 15A-L | 15 | Blue | 32 | 4.80 | 340 |
| PTF 200 20A-NL | PTF 200 20A-L | 20 | Yellow | 32 | 3.38 | 520 |
| PTF 200 25A-L | | 25 | Natural | 32 | 2.52 | 1080 |
| PTF 200 30A-L | | 30 | Green | 32 | 1.97 | 1510 |
| PTF 200 35A-L | | 35 | Blue green | 32 | 1.61 | 2280 |
| PTF200 40A-L | | 40 | orange | 32 | 1.44 | 3310 |



NOTE: The fuse characteristics may change depending on the conditions of use

